



Chief's interactive solutions transform projectors and flat panels into robust interactive platforms. By placing interactivity in the mount, the system becomes a flexible and long-term solution, ready for future technologies and upgrades. Get started in a few simple steps and let the interactivity begin!

# INTERACTIVE SYSTEM OVERVIEW



Built-in Receiver



Connect Mac or PC



Ergonomic Stylus



Easy Upgrade Path

## FEATURES

- Mount turns projectors and flat panels into interactive solutions, powered by eBeam™ Technology
- Simple 3-step installation:
  1. Install interactive accessory
  2. Install education (Mac or PC) or business (PC) software
  3. Connect computer to receiver via included USB cable
- Lightweight, ergonomic stylus provides exceptional, real-time software navigation and annotation capabilities
- Powerful interactive software is compatible with your favorite PC and Mac applications
- Provides easy upgrade path for future projector and TV replacement, without losing interactive capabilities
- Embedding interactivity in the mount offers flexibility to choose your own technology and to scale projection to a size that fits your needs

## ABOUT EBEAM TECHNOLOGY BY LUIDIA, INC.

Luidia creates interactive technology for capturing and sharing ideas. The company's portable eBeam products transform flat surfaces into interactive and collaborative workspaces. Today, eBeam technology powers an ecosystem of interactive hardware and software for education, business and government. The company is headquartered in Silicon Valley. For more information, please visit [www.luidia.com](http://www.luidia.com) or [www.e-beam.com](http://www.e-beam.com).



## WHY CHIEF INTERACTIVE?

At Chief we strongly believe that taking the interactivity out of projectors and whiteboards and putting it in the mount is the most economical and long-term approach.

**No compromises – Chief Interactive does not lock your system into any one projector or whiteboard manufacturer.** The universal compatibility of Chief mounts allows you to upgrade your equipment (i.e., projector, display or whiteboard) at any time in the future without having to replace the mount or pay for the interactive capabilities all over again. And best of all, you can choose the best display technology for your application – without compromises.

**Chief Interactive is compatible with other popular software and tools.** Chief Interactive solutions ship with intuitive, user-friendly software, but also work with most applications on your computer, including a variety of education software solutions and other technologies such as clickers and interactive tablets.

**You can transform existing, standard equipment into interactive platforms with Chief.** Chief offers an interactive retrofit kit for upgrading existing Chief short throw mounts and accessories that allow you to transform existing flat panel and ceiling-mounted projectors.


**Chief Interactive is easy to install and scalable to suit a variety of environments.** Chief's installer-friendly, flexible mounts can be installed quickly and easily, saving time and money. The technology scales to create interactive displays of up to 100" (254 cm) in diagonal – all in one easy-to-install mount. The end result is a single interactive solution that can be installed in just about any environment, and can adapt to your changing needs over time.

**Durable – with Chief Interactive the only equipment the user touches is the pen.** Chief Interactive works with existing whiteboards and provides a long-lasting solution that can stand up to tough environments. It doesn't matter if the board gets scratched, dented or dropped - Chief interactive just keeps working.

# INTERACTIVE SHORT THROW PROJECTOR MOUNTS

Chief's award-winning Interactive Short Throw Projector Mount transforms any projection-ready surface into an interactive presentation tool. Simply mount the short throw arm, connect a PC and projector, install the intuitive software, and you're ready to go!

Offering unparalleled precision, flexibility and strength, the mount is loaded with installer-friendly features that make achieving ideal placement and image alignment easy.



WM220AUSI

## SHORT THROW FEATURES


- 1** VARIABLE EXTENSION  
Telescoping extension up to 66" (167 cm) on select models to create the ideal image size.
- 2** PRECISION HEIGHT & LEVELING  
Micro height and leveling adjustment,  $\pm 3^\circ$ .
- 3** LATERAL SHIFT  
13" (330 mm) post-installation lateral shift with dual-stud version.
- 4** INTEGRATED CABLE MANAGEMENT  
Cable management system conceals and protects cables for a clean finish.




# INTERACTIVE WALL MOUNT KIT

Order Short Throw Wall Mounts separately or as a kit that includes the RPA Elite Mini Universal Projector Mount (RSMAUS):

Model	Extension	Pitch	Lateral Shift	Weight Capacity	Color
WM210AUSI	0 - 18" (0-457 mm)	$\pm 3^\circ$	13" (330 mm)	25 lbs (11.3 kg)	Silver
WM220AUSI	18 - 30" (457-762 mm)	$\pm 3^\circ$	13" (330 mm)	25 lbs (11.3 kg)	Silver
WM230AUSI	30 - 54" (76-137 cm)	$\pm 3^\circ$	13" (330 mm)	25 lbs (11.3 kg)	Silver
WM240AUSI	37 - 66" (95-167 cm)	$\pm 3^\circ$	13" (330 mm)	25 lbs (11.3 kg)	Silver





## INTERACTIVE CEILING-MOUNTED PROJECTOR SOLUTION

Chief's CMSI interactive accessory instantly adds interactivity to ceiling-mounted projectors. Simply mount the accessory on the wall above existing dry erase boards and get ready for an interactive experience. Works with existing projector installations as well as future upgrades. With an aesthetic design and brushed aluminum finish, it's sure to blend into any environment.



## INTERACTIVE FLAT PANEL SOLUTIONS

Combine flexible Chief mounting solutions with one of our new interactive flat panel accessories and easily turn TVs into interactive displays. We've engineered accessories for easy installation with designs similar to Chief side speaker adapters.

AVAILABLE IN TWO MODELS  
FOR CHIEF FLAT PANEL MOUNTS:



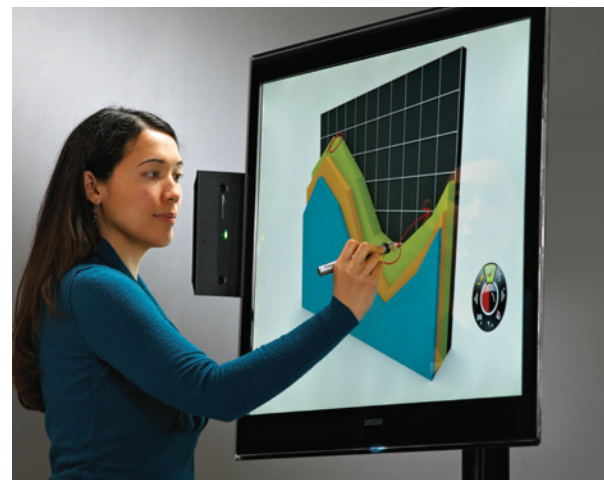
### **Fusion Series Fixed & Tilt Wall Mounts**

FCI, Fusion® Interactive Kit



### **ClickConnect - Mobile Displays & Large Swing Arm Mounts**

PACI, ClickConnect™ Interactive Kit



## DISPLAY REQUIREMENTS

- Rigid front panel (acrylic or glass) to protect LCD from wear
- 40 - 55" LED-backlit LCD to reduce interference due to excessive heat
- Bezel depth of 0.33" (8 mm) or less for optimal performance in display corners

# ONE UNIFIED SYSTEM, COUNTLESS BENEFITS



All of Chief's interactive solutions are built with the same fundamental elements – intuitive software, a lightweight, ergonomic stylus used across all products, and the same simple set-up process.

This unified system presents many benefits for users. First, the interactive stylus is compatible with all Chief interactive products, making it easy to share the tool with other rooms or go back and forth between different displays.

Similarly, each interactive solution includes the same award-winning, intuitive software. Identical software, coupled with a universal set-up process, provides the benefit of a lower learning curve. Once you get started with one interactive product, using the others is a breeze!

Last but not least, this structure creates a uniform learning experience. No matter what technology is used for the interactive platform – short throw projector, ceiling-mounted projector or flat panel display – the user is guaranteed the same high-quality interactive experience.



## SUCCESS WITH CHIEF INTERACTIVE

Gretna School District in Nebraska, USA, installed multiple Chief interactive short throw mounts at the beginning of the 2011-2012 school year. The result has been a complete success. Teachers and students adapted flawlessly, with noticeably improved engagement and efficiency. Integration went so well, the district is planning to install Chief Interactive in two additional schools being built this year.

To learn more, read the complete case study at [www.chiefmfg.com/gretna](http://www.chiefmfg.com/gretna)



A BRAND OF MILESTONE AV TECHNOLOGIES ■ [www.chiefmfg.com](http://www.chiefmfg.com)

USA P 800.582.6480 / +1.952.225.6000 ■ F 877.894.6918 / +1.952.894.6918 ■ [chief@chiefmfg.com](mailto:chief@chiefmfg.com)

Canada P 877.345.4329 ■ F 888.377.5314 ■ [info@chiefmounts.ca](mailto:info@chiefmounts.ca)

EMEA P +31 495 580 852 ■ F +31 495 580 845 ■ [europe.chief@milestone.com](mailto:europe.chief@milestone.com)

Asia Pacific P +852 2145 4099 ■ F +852 2145 4477 ■ [asia.chief@milestone.com](mailto:asia.chief@milestone.com)