

Chief's suite of Video Conferencing and Telepresence mounting solutions and accessories were engineered to support the wide variety of equipment required for these applications. Exclusive features, fast installation, and fully configurable designs provide state-of-the-art technology integration for this growing market.



# CUSTOMIZABLE CONFIGURATIONS

## Video Conferencing Systems

Chief provides fully configurable mounting systems to create custom Video Conferencing and Telepresence suites. Having the right system with mounts and accessories that integrate seamlessly is key to creating a fully functional video conferencing solution.



### CHOOSING A DISPLAY MOUNT

Chief has a wide variety of display mounts with differing functionality. Options include Fixed, Tilt, Swing Arm, or Mobile Carts & Stands.



#### **FUSION™ Fixed & Tilt Mounts**

FUSION is one of the most flexible mounting systems on the market. A suite of accessories work with the mount for a fully integrated solution.

- Fine tune adjustments after installation
- Level and height-adjust the entire configuration



#### **THINSTALL™ Swing Arm Mounts**

Thinstall swing arms combine an ultra-low profile with unmatched extension for a sleek, flexible installation. Customize with Thinstall camera shelves and speaker adapters.




#### **Mobile Carts & Stands**

Get complete mobility with these mobile carts and stands. A broad collection of accessories allows complete customization.

# VIDEO CONFERENCING

## ADDING COMPONENTS

Chief designed a number of unique accessories specifically for mounting codecs, set tops, cameras, CPUs and other components. Engineered to fit with the most common video conferencing brands, Chief's line of component accessories integrate seamlessly with the mount.




- 1 FVS200/FVS250**  
8" and 12" VC Shelves  
- above
- 2 FCA102**  
CAT 5/Surge CPU Adapter
- 3 FCS100**  
Single Component Shelf  
- below
- 4 FCD100**  
Additional Component Shelf - below
- 5 FCC100**  
Center Channel Speaker Adapter
- 6 FLR100**  
Left/Right Speaker Adapter
- 7 FCK008/FCK016**  
8" and 12" Connector Kits

## OTHER ACCESSORIES

- FVS100/FV1250**  
8" and 12" VC Shelves  
- below
- FVS300/FVS350**  
8" and 12" VC Shelves  
- between two screens

## CONFIRM EQUIPMENT COMPATIBILITY

Chief offers a full set of CAD, DWG and manuals for each mount and accessory, showing 1:1 overall dimensions and views. Download directly from the Chief website at [www.chiefmfg.com](http://www.chiefmfg.com).



- 1 PAC715/PAC716**  
VC Shelf
- 2 PAC722/MAC722**  
Side-by-side Dual Display
- 3 PAC790/MAC790**  
Swivel Adapter
- 4 PAC735 (A/B/C)**  
Stackable Secure Storage Cabinet  
(shown with three)
- 5 PAC784**  
Height Assist

## OTHER ACCESSORIES

- PAC720/MAC720**  
Vertical Dual Display
- PACCC1**  
Center Channel Speaker Adapter
- FLR100**  
Left/Right Speaker Adapter
- PAC730 (A/B/C)**  
Secure Storage Shelf
- PAC251/MAC251**  
Media Storage Adapter
- PAC770/PAC775**  
Heavy-Duty/Outdoor Casters



## WWW.MOUNTBUILDER.COM

Configure custom video conferencing solutions with MountBuilder - Chief's exclusive online product configurator.

- View configuration as you build

- Auto-calculates weight capacity and more
- Provides PDF outputs
- Video Conference Calculator  
[www.chiefmfg.com/Calculators](http://www.chiefmfg.com/Calculators)


## Fusion® Fixed & Tilt Mounting Systems



MSMU



LSMU



XSMU

### SPECIFICATIONS

Model	TV Range	Depth from Wall	Lateral Shift*	Weight Capacity
MSMU	26 - 47"	1.96" (50 mm)	14.5" (368 mm)	125 lbs (56.7 kg) dual stud
LSMU	37 - 63"	1.96" (50 mm)	17.5" (445 mm)	200 lbs (90.7 kg)
XSMU	55 - 75"	1.96" (50 mm)	23.5" (597 mm)	250 lbs (113 kg)

NOTE: Tilt models also available.

\*Varies with screen mounting pattern and stud placement.

## Mobile Carts & Stands

### SPECIFICATIONS

Model	TV Range	Tilt	Height Adjustment	Weight Capacity
MFCU	30 - 55"	±15°	4 - 6 ft (1.2 - 1.8 m)	125 lbs (56.7 kg)
MF1U	30 - 55"	±15°	4 - 7 ft (1.2 - 2.1 m)	125 lbs (56.7 kg)
PFCU	42 - 71"	±15°	4 - 6 ft (1.2 - 1.8 m)	200 lbs (90.7 kg)
PF1U	42 - 71"	±15°	4 - 7 ft (1.2 - 2.1 m)	200 lbs (90.7 kg)



PFCU

PF1U

## ThinInstall™ Swing Arm Wall Mounts



TS318SU



TS318TU



TS325TU



TS525TU

### SPECIFICATIONS

Model	TV Range	Extension	Weight Capacity
TS318SU	26 - 52"	18" (457 mm)	75 lbs (34 kg)
TS318TU	26 - 52"	18" (457 mm)	75 lbs (34 kg)
TS325TU	26 - 52"	25" (635 mm)	75 lbs (34 kg)
TS525TU	37 - 58"	25" (635 mm)	125 lbs (56.7 kg)

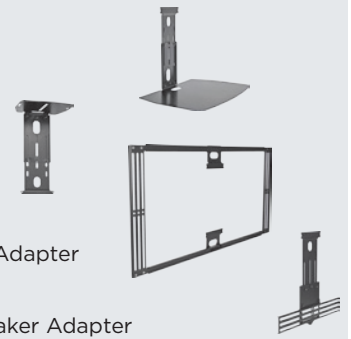
### ACCESSORIES

TA100  
Component Shelf

TA200/ TA250  
Camera Shelves

TA300  
Left/Right Speaker Adapter

TA350  
Center Channel Speaker Adapter



A BRAND OF MILESTONE AV TECHNOLOGIES ■ [www.chiefmfg.com](http://www.chiefmfg.com)

USA P 800.582.6480 / +1.952.225.6000 ■ F 877.894.6918 / +1.952.894.6918 ■ [chief@chiefmfg.com](mailto:chief@chiefmfg.com)  
 Canada P 877.345.4329 ■ F 888.377.5314 ■ [info@chiefmounts.ca](mailto:info@chiefmounts.ca)  
 EMEA P +31 (0) 495 580 852 ■ +31 (0) 495 580 845 ■ [europe.chief@milestone.com](mailto:europe.chief@milestone.com)  
 Asia Pacific P +852 2145 4099 ■ F +852 2145 4477 ■ [asia.chief@milestone.com](mailto:asia.chief@milestone.com)